

Enseal®

More efficient¹

ENSEAL® X1 Curved Jaw Tissue Sealer



ENSEAL® X1
Curved Jaw

vs.

LigaSure™
Maryland

More tissue per bite	16% longer jaw and 9% wider aperture ²	✓	✗
More secure grasping	32% stronger grasping ³	✓	✗
More continuous rotation	360° continuous shaft rotation ⁴	✓	✗
Stronger sealing capabilities	Sealed vessels with 22% higher burst pressures ⁵	✓	✗
Ease of use	Separate seal and cut ⁶	✓	✓

1. ENSEAL® X1 Curved Jaw Tissue Sealer can capture, seal and transect a longer length of tissue per single activation due to a 16% (or 3.4mm) longer jaw ($p < 0.001$) and a 19% (or 3.5mm) longer cut length ($p < 0.001$) compared to LigaSure™ Maryland (145163-200630). **2.** Based on metrology data, ENSEAL® X1 Curved Jaw Tissue Sealer has a 16% (or 3.4mm) longer jaw than LigaSure™ Maryland (LF1937) ($p < 0.001$) and ENSEAL® X1 Curved Jaw Tissue Sealer has a 9% (or 1.15mm) wider jaw aperture than LigaSure™ Maryland (LF1937) ($p < 0.001$) (145041-200629). **3.** Grasping force measured as the maximum amount of force required to pull porcine jejunum from the distal tip of device jaws. Comparison of ENSEAL® X1 Curved Jaw to LigaSure™ Maryland (LF1937) ($p < 0.001$) (145160-200630). **4.** (093781-180619). **5.** Comparison of ENSEAL® X1 Curved Jaw to LigaSure™ Maryland (LF1937). Benchtot testing on porcine arteries (1055mmHg vs. 862mmHg, $p < 0.001$) (145069-200629). **6.** (093782-180619).

ETHICON
PART OF THE *Johnson & Johnson* FAMILY OF COMPANIES


Shaping
the future
of surgery

ENSEAL® X1 Curved Jaw



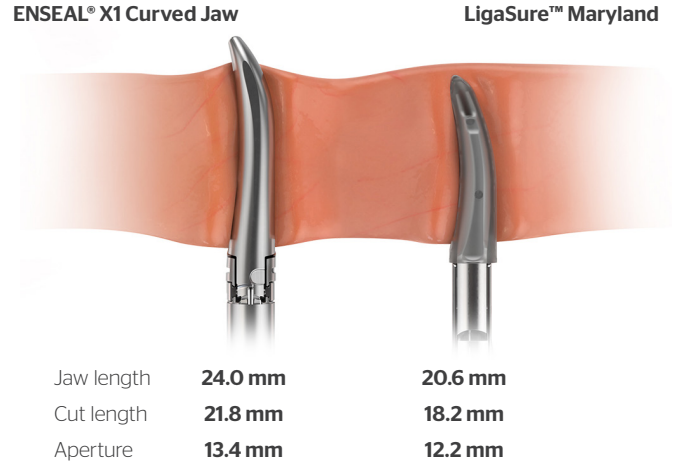
LigaSure™ Maryland

More tissue per bite



ENSEAL® X1 Curved Jaw can capture more tissue per bite with a **16% longer jaw** and **9% wider jaw aperture** compared to LigaSure™ Maryland.¹

More secure grasping



ENSEAL® X1 Curved Jaw demonstrated **32% stronger grasping** with the distal tip compared to LigaSure™ Maryland.²

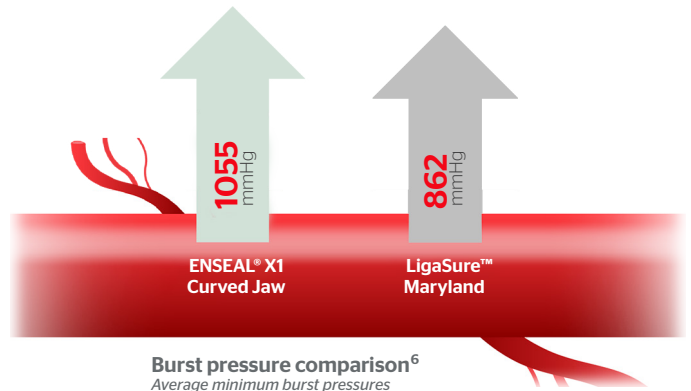
Ease of use



ENSEAL® X1 Curved Jaw was designed with:

- 360° continuous shaft rotation to enable **easy access** to targeted tissue³
- **Separate seal and cut** capabilities⁴
- Conveniently placed control buttons for **less hand movement**⁵

Stronger sealing capabilities



Vessels sealed with ENSEAL® X1 Curved Jaw had a **22% higher** average burst pressure than vessels sealed with LigaSure™ Maryland⁶.

ENSEAL® X1 Curved Jaw Tissue Sealer achieved first pass hemostasis on 100% of vessels sealed and maintained hemostasis during an elevated blood pressure challenge in preclinical testing⁷.

For more information, contact your local Ethicon sales professional or go to www.enseal.com/X1

1. Based on metrology data, ENSEAL® X1 Curved Jaw Tissue Sealer has a 16% (or 3.4mm) longer jaw than LigaSure™ Maryland (LF1937) ($p < 0.001$) and ENSEAL® X1 Curved Jaw Tissue Sealer has a 9% (or 1.15mm) wider jaw aperture than LigaSure™ Maryland (LF1937) ($p < 0.001$) (145041-200629). **2.** Grasping force measured as the maximum amount of force required to pull porcine jejunum from the distal tip of device jaws. Comparison of ENSEAL® X1 Curved Jaw to LigaSure™ Maryland (LF1937) ($p < 0.001$). (149828-200813). **3.** (093778-180619). **4.** (093782-180619). **5.** (095686-180724). **6.** Comparison of ENSEAL® X1 Curved Jaw to LigaSure™ Maryland (LF1937). Benchtop testing on porcine arteries (1055mmHg vs. 862mmHg, $p < 0.001$) (145069-200629). **7.** 112 of 112 vessels sealed successfully on first pass in an acute porcine model. All seals maintained hemostasis during blood pressure challenge. During blood pressure challenge, systolic blood pressure was increased to at least 200 mmHg for a minimum of 10 minutes to simulate a hypertensive crisis. (095317-200519).